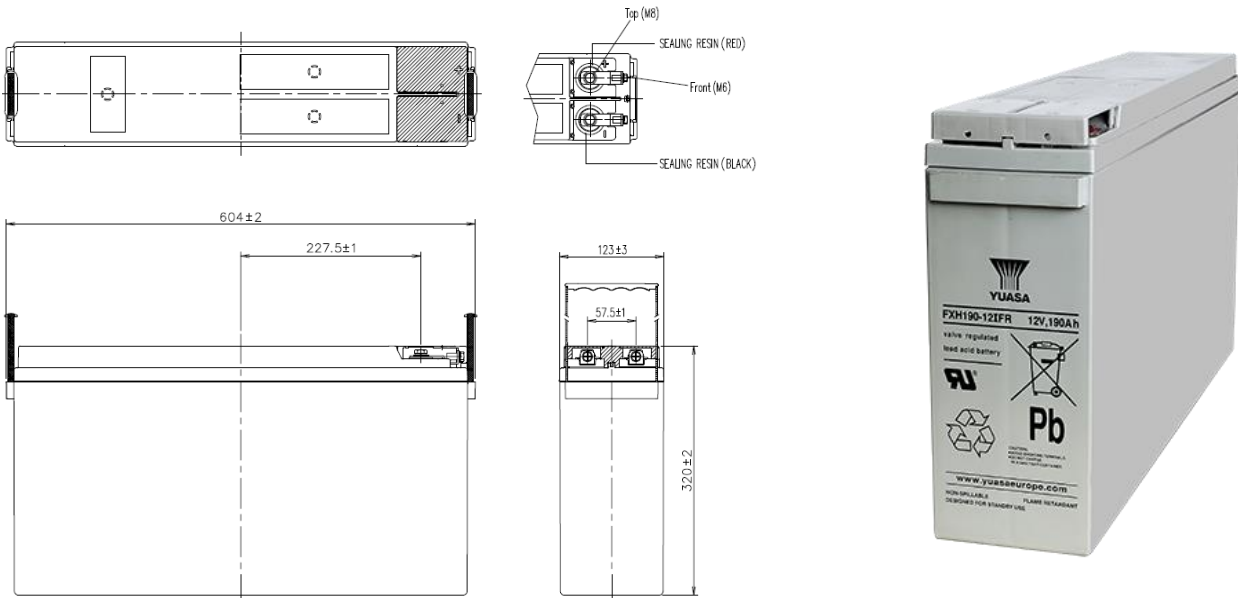




閥調式鉛酸蓄電池(VRLA)
 Valve Regulated Lead Acid Battery

FXH190-12I FR

尺寸 DIMENSION



規範 Specification

- ☞ 公稱電壓 Nominal Voltage : 12V
- ☞ 操作溫度範圍 Operating Temperature Range
 - 放電 Discharging -15°C to 45°C
 - 充電 Charging -15°C to 45°C
 - 放置 Storage -15°C to 45°C
- ☞ 尺寸 Dimension
 - 長度 Length : 604±2mm
 - 寬度 Width : 123±3mm
 - 高度 Case Height : 320±2mm
 - 總高 Overall Height : 320±2mm
- ☞ 期待浮充壽命 Expected float use life (25°C) : 10 years
- ☞ 重量 Weight (約 Approx.) : 67 kg
- ☞ 容易保養 Easy Maintenance
 - 不會洩漏電解液 No electrolyte leakage
 - 確保操作安全性 Ensure safe and efficient operation
- ☞ 公稱容量 Nominal Capacity : 190AH / 8HR (25°C)
- ☞ 確保操作安全性 Ensure safe and efficient operation
- ☞ 內部電阻 Internal Resistance(Approx.) : 約 2.5 mΩ
- ☞ 防爆設計 Vent plug provided with built-in ceramic filter
 - 阻隔外部火源防止電池破裂
 - Prevent explosion from outside source of ignition
- ☞ 最大充電電流 Max. Charge current : 47.5A
- ☞ 電槽材質 Container Material :
 - 難燃ABS Flame Retardant ABS · 難燃等級Flame class : UL94V0
 - 氧氣指數 Oxygen index : 28.0% LOI
- ☞ 5 秒最大放電電流
 - Max. Discharge current in 5 seconds : 1000A
- ☞ 浮動充電 Float Charging : 13.65±0.15V (25°C)
- ☞ 把手設計 Handle Including
- ☞ 端子 Terminal :
 - 極柱端子Top terminal : 螺絲式 Bolt (M8)
 - 引出端子 (L型連接桿) Front terminal : 螺絲式 Bolt (M6)
- ☞ 用途 Applications :
 - UPS 不斷電系統、電信、緊急照明、警報系統、儀器、太陽能發電系統
 - UPS(Uninterruptible Power Supply)、Telecommunications、Emergency lighting、Alarm systems、Instrumentation、Solar powered systems

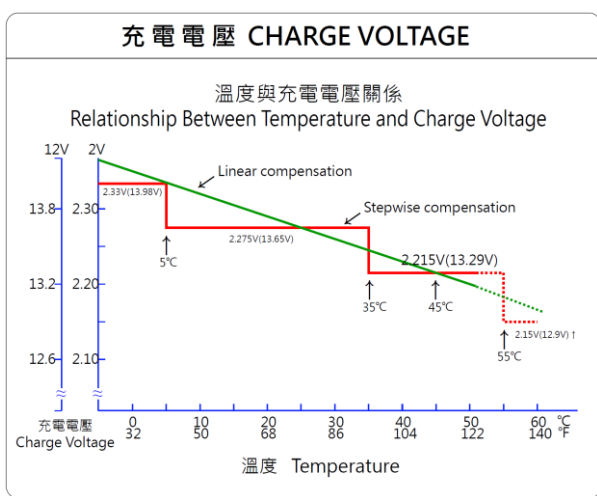
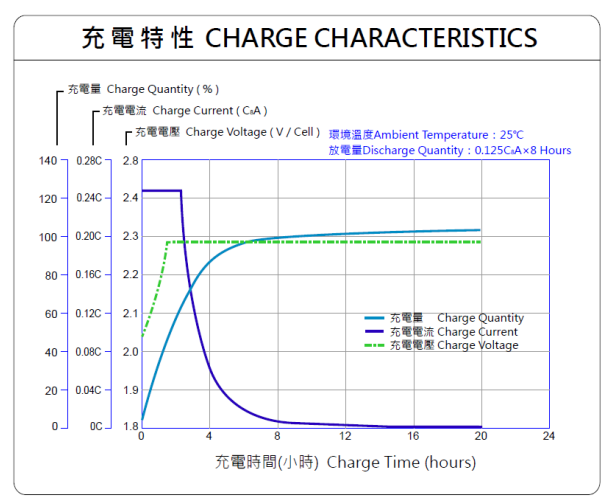
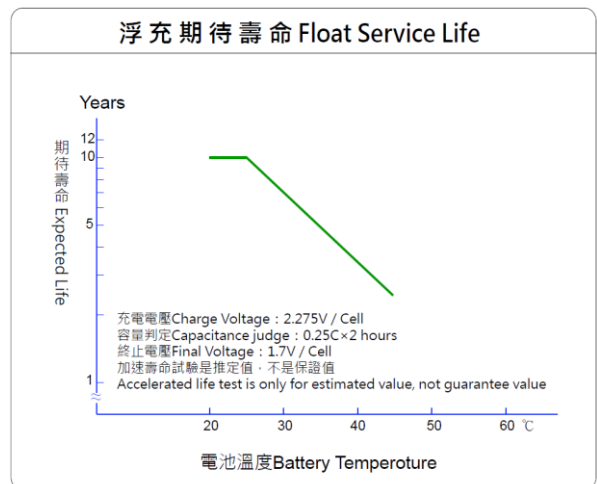
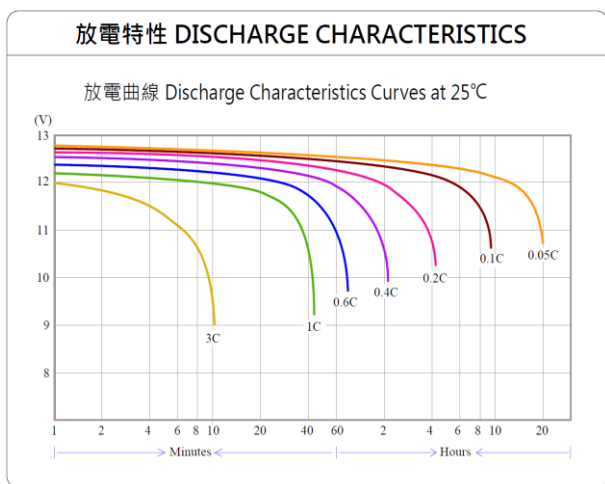
FXH190-12I FR 性能規格 PERFORMANCE SPECIFICATION : 安培 Amperes and 瓦特 Watts at 25°C (77°F)

F.V.	TIME	15M	20M	30M	45M	1H	2H	3H	4H	5H	8H	10H	20H
		W	A	W	A	W	A	W	A	W	A	W	A
10.80V	W	3939	3436	2576	1906	1543	920	663	523	438	290	243	128
	A	348	302	224	164	132	77.4	55.4	43.5	36.4	24.1	20.2	10.6
10.50V	W	4197	3596	2685	1975	1595	952	685	539	451	298	250	131
	A	379	322	238	172	138	80.7	57.5	45.1	37.7	24.9	20.8	10.9
10.20V	W	4426	3732	2778	2034	1638	978	703	552	461	304	255	134
	A	409	341	250	180	144	83.7	59.5	46.5	38.8	25.6	21.4	11.2
10.02V	W	4508	3776	2807	2051	1651	986	708	556	464	306	256	135
	A	421	349	255	183	146	84.8	60.2	47.0	39.2	25.8	21.6	11.3
9.60V	W	4692	3858	2859	2079	1669	998	716	561	468	308	258	135
	A	454	369	268	190	150	87.2	61.6	48.0	40.0	26.2	21.9	11.5

引出端子和接續桿不適合高率放電(30 分率以上) · 如果客戶有高率使用請聯繫本公司。

Leading terminal and connector bar will be not suitable for high rate discharge (over 30MR). If customers have high rate application, Please contact us.

特性 Characteristics



臺灣湯淺電池股份有限公司 新北市新莊區福營路 227 巷 11 號 TEL:(02)2901-8261 FAX:(02)2903-9626
 TAIWAN YUASA BATTERY CO.,LTD No.11, Ln. 227, Fuying Rd., Xinzhuang Dist., New Taipei City http://www.yuasa.com.tw/