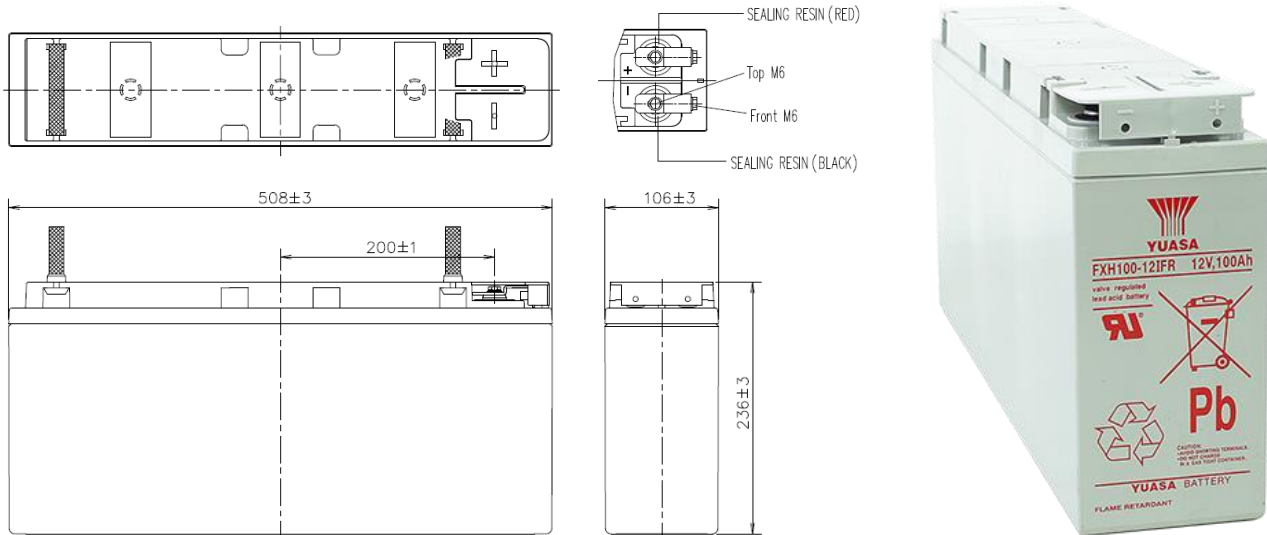




閥調式鉛酸蓄電池(VRLA)
 Valve Regulated Lead Acid Battery

FXH100-12I FR

尺寸 DIMENSION



規範 Specification

- 公稱電壓 Nominal Voltage : 12V
- 尺寸 Dimension
 - 長度 Length : 508±3mm
 - 寬度 Width : 106±3mm
 - 高度 Case Height : 236±3mm
 - 總高 Overall Height : 236±3mm
- 重量 Weight (約 Approx.) : 34 kg
- 公稱容量 Nominal Capacity : 100AH / 10HR (25°C)
- 內部電阻 Internal Resistance(Approx.) : 約 3.5 mΩ
- 最大充電電流 Max. Charge current : 25A
- 5 秒最大放電電流
 Max. Discharge current in 5 seconds : 600A
- 浮動充電 Float Charging : 13.65±0.15V (25°C)
- 端子 Terminal :
 - 極柱端子 Top terminal : 螺絲式 Bolt (M6)
 - 引出端子 (L型連接桿) Front terminal : 螺絲式 Bolt (M6)
- 操作溫度範圍 Operating Temperature Range
 - 放電 Discharging -15°C to 45°C
 - 充電 Charging -15°C to 45°C
 - 放置 Storage -15°C to 45°C
- 期待浮充壽命 Expected float use life (25°C) : 10 years
- 容易保養 Easy Maintenance
 - 不會洩漏電解液 No electrolyte leakage
 - 確保操作安全性 Ensure safe and efficient operation
- 防爆設計 Vent plug provided with built-in ceramic filter
 - 阻隔外部火源防止電池破裂
 - Prevent explosion from outside source of ignition
- 電槽材質 Container Material :
 - 難燃ABS Flame Retardant ABS · 難燃等級 Flame class : UL94V0
 - 氧氣指數 Oxygen index : 28.0% LOI
- 把手設計 Handle Including
- 用途 Applications :
 - UPS 不斷電系統、電信、緊急照明、警報系統、儀器、太陽能發電系統
 - UPS(Uninterruptible Power Supply)、Telecommunications、Emergency lighting、Alarm systems、Instrumentation、Solar powered systems

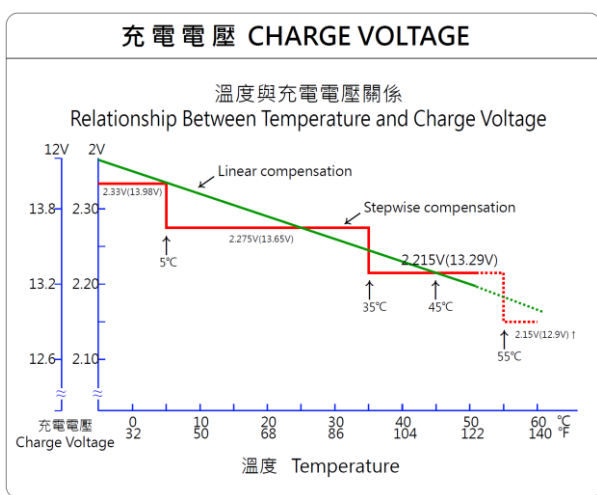
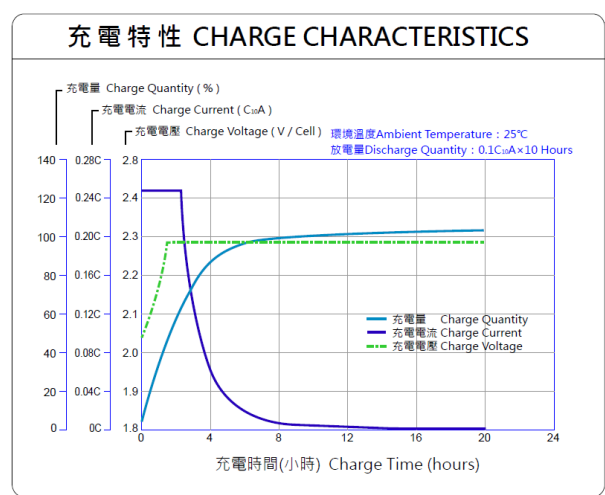
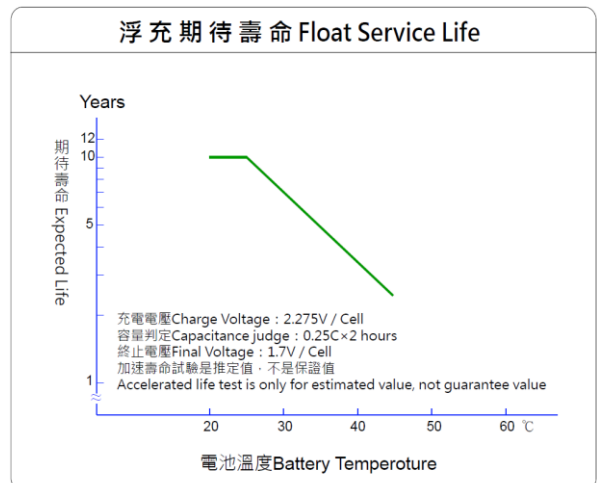
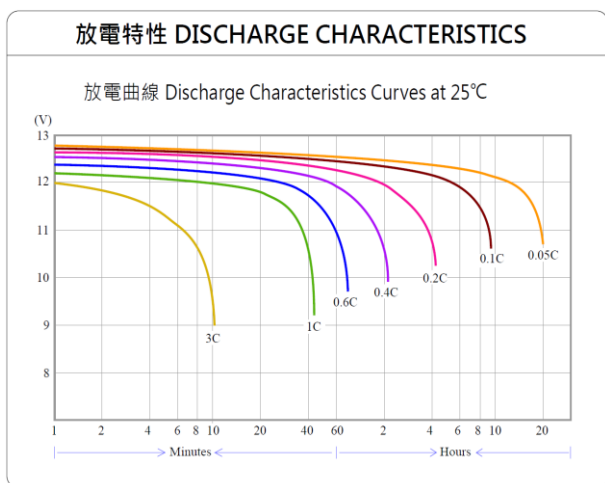
FXH100-12I FR 性能規格 PERFORMANCE SPECIFICATION : 安培 Amperes and 瓦特 Watts at 25°C (77°F)

F.V.	TIME	5M	10M	15M	20M	30M	45M	1H	2H	3H	4H	5H	8H	10H	20H
		10.80V	W	3100	2500	2112	1762	1340	1003	810	446	309	247	210	145
	A	281	223	185	154	117	86.9	69.9	37.7	25.9	20.7	17.6	12.2	10.0	5.1
10.50V	W	3500	2700	2210	1831	1383	1028	825	451	311	249	212	146	119	63.0
	A	325	244	195	160	121	89.2	71.2	38.2	26.1	20.9	17.8	12.5	10.2	5.2
10.20V	W	3750	3000	2333	1909	1425	1047	831	454	313	251	213	148	120	63.0
	A	355	275	207	168	125	90.9	71.6	38.4	26.2	21.0	17.8	12.8	10.3	5.3
10.02V	W	3865	3030	2345	1917	1430	1049	832	456	315	252	214	149	121	63.3
	A	370	282	210	170	126	91.4	71.8	38.5	26.3	21.1	17.9	12.9	10.4	5.3
9.60V	W	4140	3100	2375	1936	1441	1055	834	459	318	255	217	151	123	64.0
	A	405	300	217	175	128	92.5	72.1	38.9	26.7	21.3	18.1	13.0	10.5	5.4

引出端子和接續桿不適合高率放電，如果客戶有高率使用請聯繫本公司。

Leading terminal and connector bar will be not suitable for high rate discharge. If customers have high rate application, Please contact us.

特性 Characteristics



臺灣湯淺電池股份有限公司 新北市新莊區福營路 227 巷 11 號 TEL:(02)2901-8261 FAX:(02)2903-9626
 TAIWAN YUASA BATTERY CO.,LTD No.11, Ln. 227, Fuying Rd., Xinzhuang Dist., New Taipei City <http://www.yuasa.com.tw/>